





































































## 6 100m Individual Medley Women Heat

























Official

























Total

























| Rank | Competitor   | Age | Club   | RT   | PTS | Result  |   |
|------|--|-----|--|------|-----|---|---|
| 1    |  Hurley Kate      | 17  |  Pirates Swi...   | 0.73 |     | <b>1:06.17</b><br>Entry: 1:06.38 <span style="color: green;">-0.21</span> | Q |
|      | 25m: 14.17   |     | 50m: 32.34 (18.17)   |      |     |   |   |
|      | 75m: 50.42 (18.08)   |     | 100m: 1:06.17 (15.75)  |      |     |   |   |
| 2    |  Franklin Pa...   | 17  |  Central Ha...    | 0.65 |     | <b>1:07.17</b><br>Entry: 1:06.89 <span style="color: red;">+0.28</span>   | Q |
|      | 25m: 13.79   |     | 50m: 30.92 (17.13)   |      |     |   |   |
|      | 75m: 50.58 (19.66)   |     | 100m: 1:07.17 (16.59)  |      |     |   |   |
| 3    |  Botes Scarl...   | 15  |  Napier Aqu...    | 0.66 |     | <b>1:08.53</b><br>Entry: 1:07.98 <span style="color: red;">+0.55</span>   | Q |
|      | 25m: 13.74   |     | 50m: 31.49 (17.75)   |      |     |   |   |
|      | 75m: 51.98 (20.49)   |     | 100m: 1:08.53 (16.55)  |      |     |   |   |
| 3    |  Skidmore E...    | 18  |  Trojans Swi...   | 0.65 |     | <b>1:08.53</b><br>Entry: 1:07.93 <span style="color: red;">+0.60</span>   | Q |
|      | 25m: 14.13   |     | 50m: 31.29 (17.16)   |      |     |   |   |
|      | 75m: 52.14 (20.85)   |     | 100m: 1:08.53 (16.39)  |      |     |   |   |
| 5    |  Sasamoto ...   | 17  |  Enterprise ... | 0.66 |     | <b>1:09.57</b><br>Entry: 1:10.05 <span style="color: green;">-0.48</span> | Q |
|      | 25m: 14.61   |     | 50m: 32.11 (17.50)   |      |     |   |   |
|      | 75m: 53.65 (21.54)   |     | 100m: 1:09.57 (15.92)  |      |     |   |   |
| 6    |  Henare Kaia    | 16  |  Heretaunga...  | 0.69 |     | <b>1:09.92</b><br>Entry: 1:09.96 <span style="color: green;">-0.04</span> | Q |
|      | 25m: 13.85   |     | 50m: 31.60 (17.75)   |      |     |   |   |
|      | 75m: 52.40 (20.80)   |     | 100m: 1:09.92 (17.52)  |      |     |   |   |
| 7    |  Stewart Lola   | 14  |  Enterprise ... | 0.59 |     | <b>1:10.31</b><br>Entry: 1:09.51 <span style="color: red;">+0.80</span>   | Q |
|      | 25m: 14.47   |     | 50m: 33.67 (19.20)   |      |     |   |   |
|      | 75m: 54.32 (20.65)   |     | 100m: 1:10.31 (15.99)  |      |     |   |   |
| 8    |  Fisher Jaim... | 27  |  Enterprise ... | 0.64 |     | <b>1:10.68</b><br>Entry: 1:08.95 <span style="color: red;">+1.73</span>   | Q |
|      | 25m: 15.23   |     | 50m: 33.75 (18.52)   |      |     |   |   |
|      | 75m: 54.67 (20.92)   |     | 100m: 1:10.68 (16.01)  |      |     |   |   |
| 9    |  Skidmore ...   | 15  |  Trojans Swi... | 0.64 |     | <b>1:10.97</b><br>Entry: 1:11.35 <span style="color: green;">-0.38</span> | Q |
|      | 25m: 14.87   |     | 50m: 32.18 (17.31)   |      |     |   |   |
|      | 75m: 54.54 (22.36)   |     | 100m: 1:10.97 (16.43)  |      |     |   |   |
| 10   |  Foerster Lo... | 16  |  Greendale ...  | 0.65 |     | <b>1:11.33</b><br>Entry: 1:11.81 <span style="color: green;">-0.48</span> | Q |
|      | 25m: 14.62   |     | 50m: 32.67 (18.05)   |      |     |   |   |
|      | 75m: 54.64 (21.97)   |     | 100m: 1:11.33 (16.69)  |      |     |   |   |

























|    |  |                       |   |      |                |    |
|----|--|-----------------------|---|------|----------------|----|
| 11 |  Sorenson ...      | 15                    |  SwimZone ...     | 0.74 | 1:11.43 +4.07  | Q  |
|    | 25m: 14.22   | 50m: 32.86 (18.64)    |   |      | Entry: 1:07.36 |    |
|    | 75m: 54.12 (21.26)   | 100m: 1:11.43 (17.31) |   |      |                |    |
| 12 |  Percy Sadie      | 14                    |  Pirates Swi...  | 0.86 | 1:11.44 -7.49  | Q  |
|    | 25m: 15.00   | 50m: 33.59 (18.59)    |   |      | Entry: 1:18.93 |    |
|    | 75m: 55.07 (21.48)   | 100m: 1:11.44 (16.37) |   |      |                |    |
| 13 |  Newman T...      | 15                    |  Enterprise ...  | 0.68 | 1:11.50 -0.99  | Q  |
|    | 25m: 13.58   | 50m: 31.28 (17.70)    |   |      | Entry: 1:12.49 |    |
|    | 75m: 53.85 (22.57)   | 100m: 1:11.50 (17.65) |   |      |                |    |
| 14 |  Walling Po...    | 17                    |  Heretaunga...   | 0.76 | 1:11.80 -1.57  | Q  |
|    | 25m: 15.17   | 50m: 33.32 (18.15)    |   |      | Entry: 1:13.37 |    |
|    | 75m: 54.37 (21.05)   | 100m: 1:11.80 (17.43) |   |      |                |    |
| 15 |  Rudge Zya...     | 15                    |  Enterprise ...  | 0.75 | 1:12.69 +0.14  | Q  |
|    | 25m: 14.40   | 50m: 31.85 (17.45)    |   |      | Entry: 1:12.55 |    |
|    | 75m: 56.09 (24.24)   | 100m: 1:12.69 (16.60) |   |      |                |    |
| 16 |  McCutcheo...    | 14                    |  Central Ha...  | 0.53 | 1:12.89 +0.04  | Q  |
|    | 25m: 14.88   | 50m: 33.09 (18.21)    |   |      | Entry: 1:12.85 |    |
|    | 75m: 55.56 (22.47)   | 100m: 1:12.89 (17.33) |   |      |                |    |
| 17 |  Willoughby ... | 15                    |  Comet Swi...  | 0.69 | 1:12.95 +1.42  | Q  |
|    | 25m: 14.60   | 50m: 33.16 (18.56)    |   |      | Entry: 1:11.53 |    |
|    | 75m: 55.53 (22.37)   | 100m: 1:12.95 (17.42) |   |      |                |    |
| 18 |  Marsden Ti...  | 17                    |  Heretaunga... | 0.68 | 1:13.22 +1.25  | Q  |
|    | 25m: 14.25   | 50m: 32.27 (18.02)    |   |      | Entry: 1:11.97 |    |
|    | 75m: 54.90 (22.63)   | 100m: 1:13.22 (18.32) |   |      |                |    |
| 19 |  Dorricott R... | 13                    |  Whanganui...  | 0.81 | 1:13.68 -0.48  | Q  |
|    | 25m: 15.57   | 50m: 33.84 (18.27)    |   |      | Entry: 1:14.16 |    |
|    | 75m: 56.29 (22.45)   | 100m: 1:13.68 (17.39) |   |      |                |    |
| 20 |  Ennor Zoe      | 18                    |  Heretaunga... | 0.68 | 1:13.83 +3.45  | Q  |
|    | 25m: 15.14   | 50m: 33.10 (17.96)    |   |      | Entry: 1:10.38 |    |
|    | 75m: 55.98 (22.88)   | 100m: 1:13.83 (17.85) |   |      |                |    |
| 21 |  Fritchley Ella | 13                    |  Heretaunga... | 0.44 | 1:14.07 +0.06  | Q  |
|    | 25m: 14.49   | 50m: 33.19 (18.70)    |   |      | Entry: 1:14.01 |    |
|    | 75m: 57.00 (23.81)   | 100m: 1:14.07 (17.07) |   |      |                |    |
| 22 |  Duly Molly     | 16                    |  Heretaunga... | 0.71 | 1:14.25 -0.02  | R1 |
|    | 25m: 14.46   | 50m: 32.49 (18.03)    |   |      | Entry: 1:14.27 |    |
|    | 75m: 55.35 (22.86)   | 100m: 1:14.25 (18.90) |   |      |                |    |

























|    |  |    |  |      |  |    |
|----|--|----|--|------|--|----|
| 23 |  Kinsella Eva      | 17 |  Comet Swi...      | 0.54 | <b>1:14.88</b><br>Entry: 1:18.38 -3.50 | R2 |
|    | 25m: 15.15   |    | 50m: 33.14 (17.99)   |      |  |    |
|    | 75m: 57.44 (24.30)   |    | 100m: 1:14.88 (17.44)  |      |  |    |
| 24 |  Donnelly E...    | 15 |  Greendale ...    | 0.73 | <b>1:14.90</b><br>Entry: 1:18.19 -3.29 | Q  |
|    | 25m: 15.03   |    | 50m: 33.58 (18.55)   |      |  |    |
|    | 75m: 57.28 (23.70)   |    | 100m: 1:14.90 (17.62)  |      |  |    |
| 25 |  Blumfield S...   | 17 |  Comet Swi...     | 0.63 | <b>1:14.99</b><br>Entry: 1:15.01 -0.02 |    |
|    | 25m: 15.17   |    | 50m: 34.16 (18.99)   |      |  |    |
|    | 75m: 55.92 (21.76)   |    | 100m: 1:14.99 (19.07)  |      |  |    |
| 26 |  Deeprise L...    | 17 |  Heretaunga...    | 0.71 | <b>1:15.13</b><br>Entry: 1:18.10 -2.97 |    |
|    | 25m: 15.40   |    | 50m: 35.03 (19.63)   |      |  |    |
|    | 75m: 57.66 (22.63)   |    | 100m: 1:15.13 (17.47)  |      |  |    |
| 26 |  Harper Ma...     | 13 |  Trojans Swi...   | 0.74 | <b>1:15.13</b><br>Entry: 1:15.76 -0.63 | Q  |
|    | 25m: 15.81   |    | 50m: 34.66 (18.85)   |      |  |    |
|    | 75m: 57.80 (23.14)   |    | 100m: 1:15.13 (17.33)  |      |  |    |
| 28 |  Keepa Zoe        | 13 |  Comet Swi...     | 0.48 | <b>1:15.82</b><br>Entry: 1:19.77 -3.95 | Q  |
|    | 25m: 15.22   |    | 50m: 33.95 (18.73)   |      |  |    |
|    | 75m: 57.89 (23.94)   |    | 100m: 1:15.82 (17.93)  |      |  |    |
| 29 |  Gollan Isab... | 16 |  Pirates Swi... | 0.75 | <b>1:15.90</b><br>Entry: 1:17.58 -1.68 |    |
|    | 25m: 15.87   |    | 50m: 34.50 (18.63)   |      |  |    |
|    | 75m: 58.45 (23.95)   |    | 100m: 1:15.90 (17.45)  |      |  |    |
| 30 |  Kloeckener...  | 16 |  Heretaunga...  | 0.63 | <b>1:15.94</b><br>Entry: 1:16.63 -0.69 |    |
|    | 25m: 14.98   |    | 50m: 34.78 (19.80)   |      |  |    |
|    | 75m: 56.50 (21.72)   |    | 100m: 1:15.94 (19.44)  |      |  |    |
| 31 |  Mananes E...   | 14 |  Central Ha...  | 0.74 | <b>1:17.41</b><br>Entry: 1:19.50 -2.09 | Q  |
|    | 25m: 15.18   |    | 50m: 35.00 (19.82)   |      |  |    |
|    | 75m: 58.86 (23.86)   |    | 100m: 1:17.41 (18.55)  |      |  |    |
| 32 |  PorterSmyt...  | 13 |  Comet Swi...   | 0.64 | <b>1:17.48</b><br>Entry: 1:18.04 -0.56 | Q  |
|    | 25m: 15.42   |    | 50m: 35.36 (19.94)   |      |  |    |
|    | 75m: 59.07 (23.71)   |    | 100m: 1:17.48 (18.41)  |      |  |    |
| 33 |  Lawrence ...   | 15 |  Heretaunga...  | 0.81 | <b>1:17.56</b><br>Entry: 1:18.73 -1.17 | Q  |
|    | 25m: 15.88   |    | 50m: 35.95 (20.07)   |      |  |    |
|    | 75m: 58.79 (22.84)   |    | 100m: 1:17.56 (18.77)  |      |  |    |
| 34 |  Gruiters Ca... | 13 |  Trojans Swi... | 0.58 | <b>1:17.68</b><br>Entry: 1:19.39 -1.71 | Q  |
|    | 25m: 15.47   |    | 50m: 34.65 (19.18)   |      |  |    |
|    | 75m: 59.12 (24.47)   |    | 100m: 1:17.68 (18.56)  |      |  |    |















|    |  |    |   |                |      |         |                      |     |
|----|--|----|---|----------------|------|---------|----------------------|-----|
| 35 |  Martin Ruby       | 12 |     | Enterprise ... | 0.64 | 1:17.79 | Entry: 1:18.36 -0.57 | Q   |
|    | 25m: 15.93   |    | 50m: 35.43 (19.50)  |                |      |         |                      |     |
|    | 75m: 59.57 (24.14)   |    | 100m: 1:17.79 (18.22)   |                |      |         |                      |     |
| 36 |  Ridgewell ...    | 16 |    | Pirates Swi... | 0.77 | 1:17.89 | Entry: 1:19.94 -2.05 |     |
|    | 25m: 16.61   |    | 50m: 36.54 (19.93)  |                |      |         |                      |     |
|    | 75m: 1:00.63 (24.09)   |    | 100m: 1:17.89 (17.26)   |                |      |         |                      |     |
| 37 |  Gollan Elea...   | 14 |    | Pirates Swi... | 0.71 | 1:17.93 | Entry: 1:18.09 -0.16 | Q   |
|    | 25m: 16.93   |    | 50m: 36.95 (20.02)  |                |      |         |                      |     |
|    | 75m: 1:00.54 (23.59)   |    | 100m: 1:17.93 (17.39)   |                |      |         |                      |     |
| 38 |  Miller Kaylee    | 14 |    | Ice Breaker... | 0.70 | 1:18.03 | Entry: 1:17.03 +1.00 | Q   |
|    | 25m: 15.61   |    | 50m: 35.69 (20.08)  |                |      |         |                      |     |
|    | 75m: 59.56 (23.87)   |    | 100m: 1:18.03 (18.47)   |                |      |         |                      |     |
| 39 |  McEntee K...     | 14 |    | Heretaunga...  | 0.74 | 1:18.20 | Entry: 1:16.83 +1.37 | Q   |
|    | 25m: 15.13   |    | 50m: 35.17 (20.04)  |                |      |         |                      |     |
|    | 75m: 58.58 (23.41)   |    | 100m: 1:18.20 (19.62)   |                |      |         |                      |     |
| 40 |  Franklin Br...   | 15 |   | Central Ha...  | 4.66 | 1:18.90 | Entry: 1:23.49 -4.59 | Q   |
|    | 25m: 15.80   |    | 50m: 35.75 (19.95)  |                |      |         |                      |     |
|    | 75m: 1:00.75 (25.00)   |    | 100m: 1:18.90 (18.15)   |                |      |         |                      |     |
| 41 |  Williams Br... | 12 |  | Enterprise ... | 0.66 | 1:19.10 | Entry: 1:15.96 +3.14 | Q   |
|    | 25m: 15.05   |    | 50m: 34.83 (19.78)  |                |      |         |                      |     |
|    | 75m: 1:00.37 (25.54)   |    | 100m: 1:19.10 (18.73)   |                |      |         |                      |     |
| 42 |  Heberley M...  | 12 |  | Heretaunga...  | 0.64 | 1:19.38 | Entry: 1:23.75 -4.37 | Q   |
|    | 25m: 16.13   |    | 50m: 36.53 (20.40)  |                |      |         |                      |     |
|    | 75m: 1:00.27 (23.74)   |    | 100m: 1:19.38 (19.11)   |                |      |         |                      |     |
| 43 |  Fuller Sophie  | 14 |  | Pirates Swi... | 0.80 | 1:19.49 | Entry: 1:18.76 +0.73 | WDR |
|    | 25m: 16.99   |    | 50m: 38.97 (21.98)  |                |      |         |                      |     |
|    | 75m: 1:01.94 (22.97)   |    | 100m: 1:19.49 (17.55)   |                |      |         |                      |     |
| 44 |  Phelps Sop...  | 13 |  | Enterprise ... | 0.61 | 1:19.89 | Entry: 1:22.00 -2.11 | Q   |
|    | 25m: 15.79   |    | 50m: 36.36 (20.57)  |                |      |         |                      |     |
|    | 75m: 59.77 (23.41)   |    | 100m: 1:19.89 (20.12)   |                |      |         |                      |     |
| 45 |  Norman Es...   | 12 |  | Ice Breaker... | 0.79 | 1:21.24 | Entry: 1:24.96 -3.72 | Q   |
|    | 25m: 16.22   |    | 50m: 37.18 (20.96)  |                |      |         |                      |     |
|    | 75m: 1:02.33 (25.15)   |    | 100m: 1:21.24 (18.91)   |                |      |         |                      |     |
| 46 |  Knofflock A... | 12 |  | Heretaunga...  | 0.67 | 1:21.28 | Entry: 1:24.03 -2.75 | Q   |
|    | 25m: 15.98   |    | 50m: 36.88 (20.90)  |                |      |         |                      |     |
|    | 75m: 1:02.43 (25.55)   |    | 100m: 1:21.28 (18.85)   |                |      |         |                      |     |

|    |  |    |   |                |      |                                 |   |
|----|--|----|---|----------------|------|---------------------------------|---|
| 47 |  Waihua Bro...     | 12 |     | Central Ha...  | 0.59 | 1:21.35<br>Entry: 1:21.07 +0.28 | Q |
|    | 25m: 15.95   |    | 50m: 36.75 (20.80)  |                |      |                                 |   |
|    | 75m: 1:01.99 (25.24)   |    | 100m: 1:21.35 (19.36)   |                |      |                                 |   |
| 48 |  Neill Payton     | 14 |    | Heretaunga...  | 0.61 | 1:22.31<br>Entry: 1:26.41 -4.10 | Q |
|    | 25m: 16.74   |    | 50m: 36.95 (20.21)  |                |      |                                 |   |
|    | 75m: 1:02.44 (25.49)   |    | 100m: 1:22.31 (19.87)   |                |      |                                 |   |
| 49 |  Davies Aryah     | 12 |    | Heretaunga...  | 0.69 | 1:22.47<br>Entry: 1:24.63 -2.16 | Q |
|    | 25m: 16.28   |    | 50m: 1:22.83 (1:06.55)  |                |      |                                 |   |
|    | 75m: 1:02.62   |    | 100m: 1:22.47 (19.85)   |                |      |                                 |   |
| 50 |  Williams Al...   | 12 |    | Enterprise ... | 0.74 | 1:22.91<br>Entry: 1:24.43 -1.52 | Q |
|    | 25m: 16.94   |    | 50m: 38.22 (21.28)  |                |      |                                 |   |
|    | 75m: 1:02.77 (24.55)   |    | 100m: 1:22.91 (20.14)   |                |      |                                 |   |
| 51 |  Barclay Bella    | 14 |    | Enterprise ... | 0.78 | 1:22.98<br>Entry: 1:20.90 +2.08 | Q |
|    | 25m: 15.28   |    | 50m: 35.25 (19.97)  |                |      |                                 |   |
|    | 75m: 1:02.88 (27.63)   |    | 100m: 1:22.98 (20.10)   |                |      |                                 |   |
| 52 |  Rasmusse...      | 14 |   | Napier Aqu...  | 0.60 | 1:23.04<br>Entry: 1:24.59 -1.55 | Q |
|    | 25m: 17.12   |    | 50m: 38.56 (21.44)  |                |      |                                 |   |
|    | 75m: 1:02.72 (24.16)   |    | 100m: 1:23.04 (20.32)   |                |      |                                 |   |
| 53 |  Stuttle Grace  | 13 |  | Heretaunga...  | 0.55 | 1:23.48<br>Entry: 1:21.09 +2.39 | Q |
|    | 25m: 16.33   |    | 50m: 35.81 (19.48)  |                |      |                                 |   |
|    | 75m: 1:04.00 (28.19)   |    | 100m: 1:23.48 (19.48)   |                |      |                                 |   |
| 54 |  Sherwin Oli... | 15 |  | Kiwi West A... | 0.82 | 1:23.58<br>Entry: 1:17.94 +5.64 | Q |
|    | 25m: 16.64   |    | 50m: 39.49 (22.85)  |                |      |                                 |   |
|    | 75m: 1:04.12 (24.63)   |    | 100m: 1:23.58 (19.46)   |                |      |                                 |   |
| 55 |  Henricksen...  | 12 |  | Palmerston...  | 0.79 | 1:24.29<br>Entry: 1:24.83 -0.54 | Q |
|    | 25m: 18.31   |    | 50m: 38.77 (20.46)  |                |      |                                 |   |
|    | 75m: 1:05.40 (26.63)   |    | 100m: 1:24.29 (18.89)   |                |      |                                 |   |
| 56 |  Bennetts S...  | 11 |  | Whanganui...   | 0.63 | 1:24.59<br>Entry: 1:24.68 -0.09 | Q |
|    | 25m: 16.80   |    | 50m: 38.37 (21.57)  |                |      |                                 |   |
|    | 75m: 1:04.50 (26.13)   |    | 100m: 1:24.59 (20.09)   |                |      |                                 |   |
| 57 |  Barnes Sop...  | 12 |  | Central Ha...  |      | 1:24.64<br>Entry: 1:22.03 +2.61 | ? |
|    | 25m: 16.76   |    | 50m: 39.45 (22.69)  |                |      |                                 |   |
|    | 75m: 1:05.35 (25.90)   |    | 100m: 1:24.64 (19.29)   |                |      |                                 |   |
| 57 |  Fenwick Ha...  | 12 |  | Carterton S... | 0.68 | 1:24.64<br>Entry: 1:22.74 +1.90 | ? |
|    | 25m: 16.55   |    | 50m: 38.55 (22.00)  |                |      |                                 |   |
|    | 75m: 1:04.56 (26.01)   |    | 100m: 1:24.64 (20.08)   |                |      |                                 |   |

|    |  |                       |  |      |  |    |
|----|--|-----------------------|--|------|--|----|
| 59 |  Caviale-Del...    | 13                    |  Trojans Swi...    | 0.66 | <b>1:25.31</b><br>Entry: 1:23.32 <b>+1.99</b>  | Q  |
|    | 25m: 16.73   | 50m: 37.88 (21.15)    |  |      |  |    |
|    | 75m: 1:04.65 (26.77)   | 100m: 1:25.31 (20.66) |  |      |  |    |
| 60 |  Burns Pippa      | 11                    |  Greendale ...    | 0.79 | <b>1:27.01</b><br>Entry: 1:27.31 <b>-0.30</b>  | Q  |
|    | 25m: 17.77   | 50m: 40.08 (22.31)    |  |      |  |    |
|    | 75m: 1:06.53 (26.45)   | 100m: 1:27.01 (20.48) |  |      |  |    |
| 61 |  Wilson-Win...    | 10                    |  Whanganui...     |      | <b>1:28.12</b><br>Entry: 1:26.80 <b>+1.32</b>  | Q  |
|    | 25m: 18.50   | 50m: 40.66 (22.16)    |  |      |  |    |
|    | 75m: 1:08.16 (27.50)   | 100m: 1:28.12 (19.96) |  |      |  |    |
| 62 |  Lebioda Elsie    | 8                     |  Greendale ...    |      | <b>1:28.14</b><br>Entry: 2:01.41 <b>-33.27</b> | Q  |
|    | 25m: 22.88   | 50m: 51.70 (28.82)    |  |      |  |    |
|    | 75m: 1:28.14 (36.44)   | 100m:                 |  |      |  |    |
| 63 |  Klaus Brian...   | 12                    |  Greendale ...    | 0.80 | <b>1:28.32</b><br>Entry: 1:33.66 <b>-5.34</b>  | R2 |
|    | 25m: 17.06   | 50m: 38.05 (20.99)    |  |      |  |    |
|    | 75m: 1:09.10 (31.05)   | 100m: 1:28.32 (19.22) |  |      |  |    |
| 64 |  Dear Tylar       | 11                    |  Enterprise ...  | 0.61 | <b>1:28.89</b><br>Entry: 1:32.88 <b>-3.99</b>  | Q  |
|    | 25m: 18.13   | 50m: 40.19 (22.06)    |  |      |  |    |
|    | 75m: 1:08.46 (28.27)   | 100m: 1:28.89 (20.43) |  |      |  |    |
| 65 |  Tod Caitlin    | 12                    |  Heretaunga...  |      | <b>1:29.45</b><br>Entry: 1:30.90 <b>-1.45</b>  |    |
|    | 25m: 17.49   | 50m: 40.65 (23.16)    |  |      |  |    |
|    | 75m: 1:07.62 (26.97)   | 100m: 1:29.45 (21.83) |  |      |  |    |
| 66 |  Terry Mead...  | 11                    |  Napier Aqu...  | 0.72 | <b>1:29.59</b><br>Entry: 1:31.50 <b>-1.91</b>  | Q  |
|    | 25m: 19.86   | 50m: 40.80 (20.94)    |  |      |  |    |
|    | 75m: 1:09.67 (28.87)   | 100m: 1:29.59 (19.92) |  |      |  |    |
| 67 |  O'Connor ...   | 11                    |  Greendale ...  |      | <b>1:31.02</b><br>Entry: 1:32.02 <b>-1.00</b>  | Q  |
|    | 25m: 19.15   | 50m: 41.54 (22.39)    |  |      |  |    |
|    | 75m: 1:10.48 (28.94)   | 100m: 1:31.02 (20.54) |  |      |  |    |
| 68 |  O'Connell L... | 11                    |  Napier Aqu...  | 0.74 | <b>1:31.17</b><br>Entry: 1:38.22 <b>-7.05</b>  | Q  |
|    | 25m: 17.60   | 50m: 41.19 (23.59)    |  |      |  |    |
|    | 75m: 1:09.81 (28.62)   | 100m: 1:31.17 (21.36) |  |      |  |    |
| 69 |  Stewart Ivy    | 12                    |  Enterprise ... |      | <b>1:31.30</b><br>Entry: 1:38.43 <b>-7.13</b>  |    |
|    | 25m: 18.88   | 50m: 41.90 (23.02)    |  |      |  |    |
|    | 75m: 1:10.84 (28.94)   | 100m: 1:31.30 (20.46) |  |      |  |    |
| 70 |  Balcombe ...   | 12                    |  Heretaunga...  | 0.66 | <b>1:31.70</b><br>Entry: 1:37.86 <b>-6.16</b>  |    |
|    | 25m: 18.64   | 50m: 41.60 (22.96)    |  |      |  |    |
|    | 75m: 1:09.07 (27.47)   | 100m: 1:31.70 (22.63) |  |      |  |    |

|    |   |    |   |      |   |     |
|----|---|----|---|------|---|-----|
| 71 |  Timms Rylee      | 11 |  Napier Aqu...      | 0.63 | <b>1:32.29</b><br>Entry: 1:36.96 <b>-4.67</b> | Q   |
|    | 25m: 18.97  |    | 50m: 42.64 (23.67)  |      |   |     |
|    | 75m: 1:10.09 (27.45)  |    | 100m: 1:32.29 (22.20)   |      |   |     |
| 72 |  Scott Avis      | 11 |  Central Ha...     |      | <b>1:33.47</b><br>Entry: 1:35.00 <b>-1.53</b> | Q   |
|    | 25m: 20.17  |    | 50m: 44.11 (23.94)  |      |   |     |
|    | 75m: 1:13.24 (29.13)  |    | 100m: 1:33.47 (20.23)   |      |   |     |
| 73 |  Elton Honor     | 12 |  Trojans Swi...    |      | <b>1:33.66</b><br>Entry: 1:39.03 <b>-5.37</b> |     |
|    | 25m: 19.44  |    | 50m: 42.91 (23.47)  |      |   |     |
|    | 75m: 1:12.76 (29.85)  |    | 100m: 1:33.66 (20.90)   |      |   |     |
| 74 |  Paki Maia       | 10 |  Whanganui...      | 0.74 | <b>1:33.91</b><br>Entry: 1:30.13 <b>+3.78</b> | Q   |
|    | 25m: 20.19  |    | 50m: 45.10 (24.91)  |      |   |     |
|    | 75m: 1:13.77 (28.67)  |    | 100m: 1:33.91 (20.14)   |      |   |     |
| 75 |  Blunsdon L...   | 11 |  Greendale ...     | 0.81 | <b>1:34.40</b><br>Entry: 1:38.88 <b>-4.48</b> | Q   |
|    | 25m: 20.57  |    | 50m: 43.61 (23.04)  |      |   |     |
|    | 75m: 1:12.73 (29.12)  |    | 100m: 1:34.40 (21.67)   |      |   |     |
| 76 |  Maloy Isla      | 12 |  Trojans Swi...   | 0.63 | <b>1:34.55</b><br>Entry: 1:36.03 <b>-1.48</b> |     |
|    | 25m: 18.56  |    | 50m: 41.28 (22.72)  |      |   |     |
|    | 75m: 1:11.97 (30.69)  |    | 100m: 1:34.55 (22.58)   |      |   |     |
| 77 |  Plowman S...  | 11 |  Heretaunga...   | 0.89 | <b>1:35.94</b><br>Entry: 1:42.05 <b>-6.11</b> | Q   |
|    | 25m: 19.93  |    | 50m: 44.55 (24.62)  |      |   |     |
|    | 75m: 1:14.05 (29.50)  |    | 100m: 1:35.94 (21.89)   |      |   |     |
| 78 |  Bennetts H... | 9  |  Whanganui...    |      | <b>1:36.07</b><br>Entry: 1:41.77 <b>-5.70</b> | Q   |
|    | 25m: 19.48  |    | 50m: 43.45 (23.97)  |      |   |     |
|    | 75m: 1:13.06 (29.61)  |    | 100m: 1:36.07 (23.01)   |      |   |     |
| 79 |  Greer Heidi   | 10 |  Napier Aqu...   |      | <b>1:36.12</b><br>Entry: 1:41.37 <b>-5.25</b> | Q   |
|    | 25m: 18.04  |    | 50m: 42.04 (24.00)  |      |   |     |
|    | 75m: 1:14.00 (31.96)  |    | 100m: 1:36.12 (22.12)   |      |   |     |
| 80 |  Svensson I... | 10 |  Trojans Swi...  | 0.72 | <b>1:36.67</b><br>Entry: 1:40.53 <b>-3.86</b> | Q   |
|    | 25m: 19.57  |    | 50m: 42.29 (22.72)  |      |   |     |
|    | 75m: 1:13.28 (30.99)  |    | 100m: 1:36.67 (23.39)   |      |   |     |
| 81 |  Wang Xi       | 8  |  Porirua City... |      | <b>1:37.70</b><br>Entry: 1:41.92 <b>-4.22</b> | WDR |
|    | 25m: 19.94  |    | 50m: 45.40 (25.46)  |      |   |     |
|    | 75m: 1:15.15 (29.75)  |    | 100m: 1:37.70 (22.55)   |      |   |     |
| 82 |  McCullum ...  | 10 |  Whanganui...    | 0.70 | <b>1:37.82</b><br>Entry: 1:39.91 <b>-2.09</b> | WDR |
|    | 25m: 19.47  |    | 50m: 43.92 (24.45)  |      |   |     |
|    | 75m: 1:15.24 (31.32)  |    | 100m: 1:37.82 (22.58)   |      |   |     |

|    |   |    |  |      |  |    |
|----|---|----|--|------|--|----|
| 83 |  Wedd Han...      | 10 |  Trojans Swi...    |      | <b>1:38.68</b><br>Entry: 1:48.72 <b>-10.04</b> | Q  |
|    | 25m: 22.81  |    | 50m: 47.25 (24.44)   |      |  |    |
|    | 75m: 1:17.69 (30.44)  |    | 100m: 1:38.68 (20.99)  |      |  |    |
| 84 |  McPhail Ch...   | 9  |  Enterprise ...   |      | <b>1:39.10</b><br>Entry: 1:47.63 <b>-8.53</b>  | Q  |
|    | 25m: 19.06  |    | 50m: 45.25 (26.19)   |      |  |    |
|    | 75m: 1:16.81 (31.56)  |    | 100m: 1:39.10 (22.29)  |      |  |    |
| 85 |  Thorpe Mai...   | 9  |  Enterprise ...   |      | <b>1:40.37</b><br>Entry: 1:41.91 <b>-1.54</b>  | Q  |
|    | 25m: 22.52  |    | 50m: 47.89 (25.37)   |      |  |    |
|    | 75m: 1:18.67 (30.78)  |    | 100m: 1:40.37 (21.70)  |      |  |    |
| 86 |  Harkness L...   | 11 |  Napier Aqu...    | 0.82 | <b>1:40.40</b><br>Entry: 1:39.88 <b>+0.52</b>  | R1 |
|    | 25m: 19.70  |    | 50m: 44.50 (24.80)   |      |  |    |
|    | 75m: 1:16.93 (32.43)  |    | 100m: 1:40.40 (23.47)  |      |  |    |
| 87 |  Hudson Ha...    | 11 |  Comet Swi...     |      | <b>1:41.58</b><br>Entry: 1:57.66 <b>-16.08</b> | R2 |
|    | 25m: 21.77  |    | 50m: 46.35 (24.58)   |      |  |    |
|    | 75m: 1:16.40 (30.05)  |    | 100m: 1:41.58 (25.18)  |      |  |    |
| 88 |  McNally Eve     | 11 |  Trojans Swi...  | 0.56 | <b>1:43.19</b><br>Entry: 1:45.34 <b>-2.15</b>  |    |
|    | 25m: 24.17  |    | 50m: 48.33 (24.16)   |      |  |    |
|    | 75m: 1:18.67 (30.34)  |    | 100m: 1:43.19 (24.52)  |      |  |    |
| 89 |  Dear Payton   | 9  |  Enterprise ... |      | <b>1:46.13</b><br>Entry: 1:51.48 <b>-5.35</b>  | Q  |
|    | 25m: 21.41  |    | 50m: 46.94 (25.53)   |      |  |    |
|    | 75m: 1:21.65 (34.71)  |    | 100m: 1:46.13 (24.48)  |      |  |    |
| 90 |  Repko Pen...  | 11 |  Trojans Swi... |      | <b>1:47.84</b><br>Entry: 1:57.57 <b>-9.73</b>  |    |
|    | 25m: 23.65  |    | 50m: 47.93 (24.28)   |      |  |    |
|    | 75m: 1:24.03 (36.10)  |    | 100m: 1:47.84 (23.81)  |      |  |    |
| 91 |  McLaughlin... | 11 |  Trojans Swi... | 0.69 | <b>1:48.58</b><br>Entry: 1:58.71 <b>-10.13</b> |    |
|    | 25m: 23.62  |    | 50m: 51.75 (28.13)   |      |  |    |
|    | 75m: 1:24.63 (32.88)  |    | 100m: 1:48.58 (23.95)  |      |  |    |
| 92 |  Timms Tayla   | 9  |  Napier Aqu...  |      | <b>1:59.66</b><br>Entry: 2:02.69 <b>-3.03</b>  | R1 |
|    | 25m: 26.47  |    | 50m: 56.22 (29.75)   |      |  |    |
|    | 75m: 1:33.02 (36.80)  |    | 100m: 1:59.66 (26.64)  |      |  |    |
| 93 |  Harker Maja   | 11 |  Central Ha...  |      | <b>2:00.66</b><br>Entry: 1:59.84 <b>+0.82</b>  |    |
|    | 25m: 27.98  |    | 50m: 58.12 (30.14)   |      |  |    |
|    | 75m: 1:31.22 (33.10)  |    | 100m: 2:00.66 (29.44)  |      |  |    |
| 94 |  Maloy Chloe   | 10 |  Trojans Swi... |      | <b>2:05.58</b>                                 | R2 |
|    | 25m: 31.74  |    | 50m: 1:01.03 (29.29)   |      |  |    |
|    | 75m: 1:40.62 (39.59)  |    | 100m: 2:05.58 (24.96)  |      |  |    |

|    |   |    |   |                                 |
|----|---|----|---|---------------------------------|
| 95 |  Scott Isla     | 8  |  Central Ha...        | 2:06.28<br>Entry: 2:14.96 -8.68 |
|    | 25m: 30.31<br>75m: 1:35.92 (35.71)  |    | 50m: 1:00.21 (29.90)<br>100m: 2:06.28 (30.36)   |                                 |
| 96 |  Hape Tahu...  | 8  |  Comet Swi...        | 2:10.47                         |
|    | 25m: 30.34<br>75m: 1:40.75 (40.68)  |    | 50m: 1:00.07 (29.73)<br>100m: 2:10.47 (29.72)   |                                 |
| -  |  Latu Emily    | 9  |  Enterprise ...      | DSQ                             |
| -  |  Forster Zoe   | 12 |  Heretaunga...       | DSQ                             |
| -  |  Hart Isla     | 11 |  Trojans Swi... 0.80 | DSQ                             |
| -  |  Baskett Molly | 12 |  Whanganui...        | DSQ                             |
| -  |  Evans Dani... | 9  |  Greendale ...       | DSQ                             |